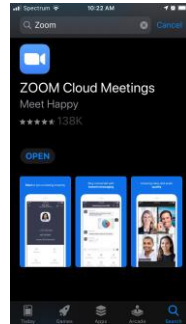
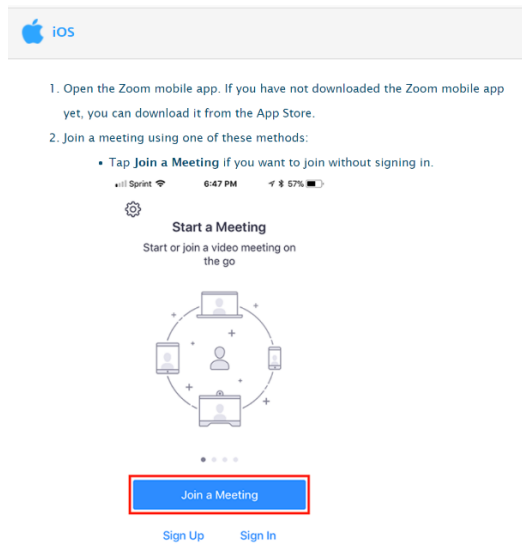


Joining a Zoom Meeting with iPhone or iPad

First Download the Zoom Cloud Meetings mobile app from the App Store:

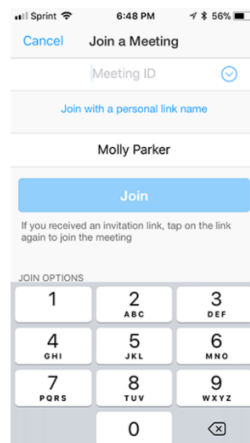


Next Open app and join meeting:



In step 4 below, you want to join using audio and video, the meeting ID is the number given to you for the meeting. You can also click a meeting link if you have been sent one instead of entering the Meeting ID.

3. Enter the [meeting ID](#) number and your display name.
 - If you're signed in, change your name if you don't want your [default name](#) to appear.
 - If you're not signed in, enter a display name.
4. Select if you would like to connect audio and/or video and select [Join](#).



Joining a Zoom Meeting with iPhone or iPad

Below you may have to tap the Zoom screen to make the controls appear. They disappear after a few seconds.



The attendee controls appear at the bottom of your screen, except for Leave meeting which appears at the top-right corner.



Mute / Unmute: Mute or unmute your microphone.

Video: Start and stop your own video.


Share: Start a screen share. You'll be able to select what you want to share. [Learn more.](#)

Participants: See who's currently in the meeting. The participants list also gives you access to these options:

- Tap your name if you want to rename yourself.
- **Chats:** Chat with other participants. [Learn more.](#)
- **Invite:** Invite others to join your meeting. [Learn more.](#)

More: View non-verbal feedback icons (if enabled by the host). Tapping an icon will notify the host by placing the icon beside your name in the participants list. For example, **Raise Hand** places the raise hand icon beside your name and simulates a hand raise.

During a meeting it is best to keep your microphone Muted unless you are the one sharing. This keeps background noises from distracting the person speaking or other participants.



The red X indicates you have your microphone muted, touch it to toggle between mute/unmute. When it is your turn to talk either you or the meeting host will need to Unmute your microphone before others can hear you speak. If the host unmutes you, you will be prompted to allow your microphone to unmute.

Typically, the host will ask people to raise hands (using the Participants button and Raise hand button.) And then they will call on you to share when it's your turn.